



**GENTEK®**  
**GENTEK BUILDING PRODUCTS**



Canadian Made  To Suit Our Canadian Climate



**Aluminum  
Storm Doors,  
Storm Windows  
& Porch  
Enclosures**

Gentek Storm Doors are designed and manufactured to suit our Canadian climate. Whether you choose the Bradford 2" frame or the Monarch 2-1/4" frame each door is custom made, virtually maintenance-free and built to last. The sturdy design provides added security and peace-of-mind while accentuating the appearance of your home for many years to come.

## BRADFORD

### 2" STORM DOOR FRAME




## MONARCH

### 2 1/4" STORM DOOR FRAME



## OPTIONAL



## HIDDEN VENT

The hidden vent retractable screen is designed to give you a clear view when closed and allow for ventilation when opened. The screen winds and unwinds from the top down of the factory installed cartridge when the operating sash is opened and closed.



## STANDARD FEATURES:

- Baked on enamel finish
- Reinforced corners
- Four heavy duty hinges with oil-lite bearings
- 3mm tempered glass
- Black durable aluminum screen
- Superior weather-stripping system
- Insulated kick plate (Monarch doors only)
- Interchangeable screen included with One Lite & Full View Doors
- Pre hung
- Colour matched heavy duty closer for smooth operation.
- Conforms to CGSB standards

### Also Available:

- Round top & shaped doors
- Insulated kick plate
- French door conversion
- Inswing doors
- Backer angle
- Pet mesh
- Mail slots
- Pet Door

DOORS SHOWN WITH BRADFORD PROFILE



SCAN CODE FOR  
STORM DOOR  
INSTALLATION  
INSTRUCTIONS



## HI-VIEW

Available in:

### MONARCH

950 Hi-View  
955 Hi-View  
Hidden Vent

### BRADFORD

802 Hi-View  
845 Hi-View  
Hidden Vent



## TRUE-VIEW 1/2 LITE

Available in:

### MONARCH

M266 True-View  
1/2 Lite  
Hidden Vent

### BRADFORD

B265 True-View  
1/2 Lite  
Hidden Vent



## EXTENDED VIEW

Available in:

### MONARCH

990 Extended-View  
995 Extended-View  
Hidden Vent

### BRADFORD

870 Extended-View  
880 Extended-View  
Hidden Vent



## TRUE-VIEW 3/4 LITE

Available in:

### MONARCH

M268 True-View  
3/4 Lite  
Hidden Vent

### BRADFORD

B267 True-View  
3/4 Lite  
Hidden Vent



## ONE-LITE

Available in:

**MONARCH**  
900 One-Lite  
910 One-Lite  
Floral Glass  
(See glass options)

**BRADFORD**  
803 One-Lite  
Available with  
Floral Glass  
(See glass options)



## FULL VIEW

Available in:

**BRADFORD**  
804 Full-View



## TRI-LITE

2" CLASSIC ONLY

Available in:

**BRADFORD**  
805 Tri-Lite  
855 Tri-Lite  
Hidden Vent  
806 Tri-Lite  
Floral Glass  
865 Tri-Lite  
Floral Glass  
Hidden Vent

Floral Glass Option  
See Decorative Glass  
Options



## SELF STORING

Available in:

**MONARCH**  
940 Self-Storing  
945 Self-Storing  
Hidden Vent  
**BRADFORD**  
801 Self-Storing  
835 Self-Storing  
Hidden Vent



# HARDWARE

## STANDARD HANDLES

DX HANDLES



**SATIN SILVER**

**BLACK**

**WHITE**

\*HANDLES SHOWN ON CONTEMPORARY FRAME

**LOCK  
OPTION**



**DX KEYED  
DEADBOLT**

**LOCK  
OPTION**



**INTERIOR  
DEADBOLT**

## OPTIONAL HANDLES

AJ LEVERS



**118**

**SATIN SILVER**



**119**

**BLACK**



**117**

**ANTIQUE BRASS**

\*HANDLES SHOWN ON CONTEMPORARY FRAME

# OPTIONAL HANDLES

## MORTISE LEVERS

BRADFORD 2" DOORS ONLY



147

SATIN CHROME



149


MATTE BLACK



148

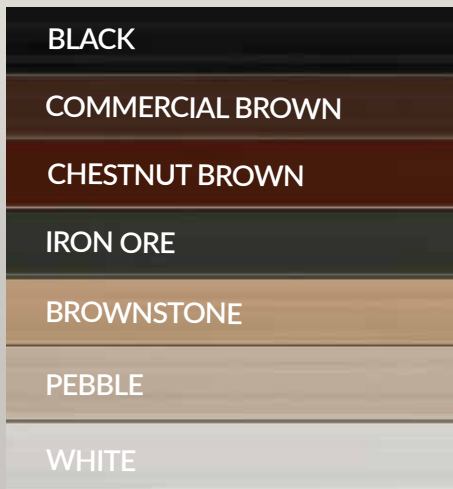
BRASS

\*HANDLES SHOWN ON CLASSIC FRAME



EXIT BAR - WHITE & SILVER

## COLOUR OPTIONS



### MONARCH DOORS

2 1/4"

BLACK  
CHESTNUT BROWN  
PEBBLE  
WHITE

### BRADFORD DOORS

2"

BLACK  
COMM. BROWN  
CHESTNUT BROWN  
IRON ORE  
BROWNSTONE  
PEBBLE  
WHITE

\*Actual colours may vary due to printing process and paper stocks. In order to select true colours, choose from actual paint swatches.


# DECORATIVE GLASS OPTIONS



LILY



ROSE



FLORAL



TRI-LITE  
FLORAL



LOTUS



# STORM WINDOWS

## Storm windows 400 Series

### Standard Features

- Custom made
- Face mount 3/4" blind stop flange or 1/-1/2" overlap flange
- Inserts removable from inside or outside
- Polypile weatherstripping on inserts
- Variable latching positions
- Durable black aluminum screen
- 3mm glass

## Deluxe slider 300 Series

### Standard Features


- Custom made
- Inside mount 1-1/8" frame depth
- Inserts removable from inside
- Polypile weatherstripping on inserts
- Durable black aluminum screen
- 3mm glass

## Options

- Obscure glass
- Tempered glass
- Lexan glass
- Sill expander
- Round top windows
- Shaped windows

## Advantages

- Affordability
- Reduces drafts
- Cuts energy costs
- Reduces noise
- Virtually maintenance free
- Protects existing wood windows



**SLIDER**


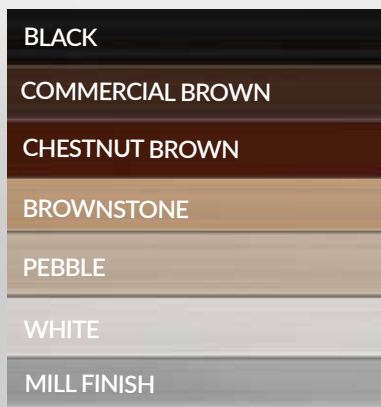


**SINGLE HUNG**



**ONE LITE**

## COLOUR OPTIONS



**DELUXE  
SIDE SLIDER**

\*Actual colours may vary due to printing process and paper stocks. In order to select true colours, choose from actual paint swatches.

# PORCH ENCLOSURES

Our porch enclosures are manufactured from custom made enclosure panels which are specifically designed to fit into existing openings. Each panel is made from 1-3/4" aluminum enclosure rails and is assembled on site with slip channels for even and uneven openings. Storm doors are then installed to complete the enclosure, providing you with year-round beauty, versatility and comfort.



SCAN CODE FOR  
ENCLOSURE  
INSTALLATION  
INSTRUCTIONS





## Advantages

- Protection from the elements and insects
- A winter buffer zone keeping heat in and drafts and snow out
- Ventilation
- Added security
- Extra space
- Virtually maintenance-free

## Standard Features


- Fixed or operating panels
- 3mm glass
- Custom slip channels for easy installation
- Custom closer and handle brackets

## Options

- Hidden vent option
- Round top panel
- Shaped panels
- Tempered glass
- Obscured glass
- House numbers
- Pet Door

## Standard Panel Options

- Transom
- Fixed
- Self-storing
- Hidden vent
- Deluxe slider
- Fixed over deluxe slider



## COLOUR OPTIONS

BLACK

COMM. BROWN

IRON ORE

BROWNSTONE

PEBBLE

WHITE

\*Actual colours may vary due to printing process and paper stocks. In order to select true colours choose from actual paint swatches.

# WARRANTY POLICY

## We warrant all our products and components as follows:

- Manufacturing processes for a period of five years.
- All hardware which includes handles, closers, chains, key locks and sash locks for a period of one year.
- All paint processes which include both extrusions and kick plate for a period of one year.
- Hidden vent motors which include the spring and the end caps for a period of one year.

Any warranty replacement is under the discretion of Gentek Building Products. Labour is not included.

This warranty does not apply to glass or screen breakage. This warranty does not apply to any damage caused by misuse or faulty installation.

The warranty does not apply to high winds or unforeseen extreme weather conditions.

The warranty does not apply to air or water infiltration.

Any flaws in our products such as glass or paint finishes are to be reported in writing along with proof of purchase within forty-eight hours.



1001 Corporate Drive • Burlington, ON L7L 5V  
[www.gentek.ca](http://www.gentek.ca)

*Make us a part of your home.*

300-4800E-23A

Manufactured By  
York Aluminum

